

Management Layer

BACnet Workstation Software

BACsoft-AWS

【Description】

BACsoft is a BTL certified BACnet B-AWS advanced workstation software. Through Ethernet and Internet connections, BACsoft can communicate with all BACnet protocol compatible devices without brand restrictions. It can monitor and control the devices in the system, provide data sharing such as record table, record table setting, schedule setting, alarm setting, alarm history, etc. to facilitate the integration of various devices across controllers, systems and brands in the system.

BACsoft provides software application and development tools such as monitoring software main program, BACnet driver program, DDC editing program, graphic control development interface, web page editing software, touch man-machine interface editing software. It is a complete set of application software services. Users only need to learn one set of software to apply the hardware equipment provided by AIRTEK, thus saving system import time, lowering the application threshold of engineers and providing the most cost-effective software.



BACsoft is implemented in the website server mode. Any terminal can monitor the system in the cloud through a browser, providing import and export of map files, database links, executing report programs or opening data to third-party software to make various related reports and other related applications, thus providing energy efficiency.

It can provide energy management programs, such as time schedule and demand control, etc. It can provide energy recording function, support BACnet communication energy management system application with data, analyze various energy efficiency, and provide various building energy system certification, such as LEED and smart green building application.

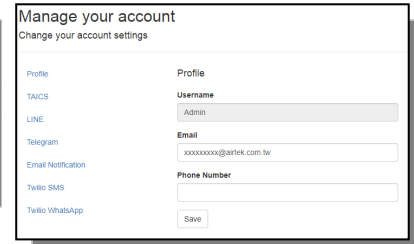
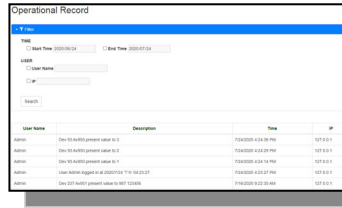
BACsoft can remotely control the connection operation through the internal network and the Internet. These flexible and centralized control options can save users countless time and resources. Engineers and technicians can control all BACnet-connected equipment in the building from a central monitoring workstation.

【Specification】

Model	Extension	BACnet device	Function	Function	Working environment	CPU level	Memory
BACsoft-AWS	-3K	Max. 3K	-WB	Web and energy analysys	64-bit Win 7 Pro	Intel Core i9	32G
	-1K	Max. 1K				Intel Core i9	32G
	-512	Max. 512				Intel Core i9	32G
	-256	Max. 256	-W	Web remote monitor	Win 10 Pro	Intel Core i9	32G
	-128	Max. 128				Intel Core i7	16G
	-64	Max. 64	-S	PC local monitor	Win Server 2012R2	Intel Core i7	16G
	-32	Max. 32				Intel Core i5	8G
	-16	Max. 16				Intel Core i5	8G

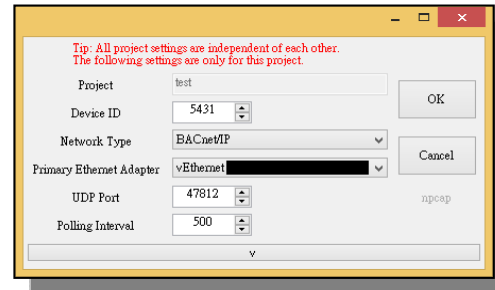
Note: Capacity and function can be freely selected. If you want to purchase less than 32 sets of capacity with cloud monitoring and energy-saving analysis functions, the selected model is BACsoft-AWS-32-WB.

- **Cloud user activity** records the relevant operations of different personnel on map control in browsers at different Client ends will leave records (including operation content, time, account number and source IP), and provide simple screening function to make it easier for managers to trace/analyze the operation history of the project.

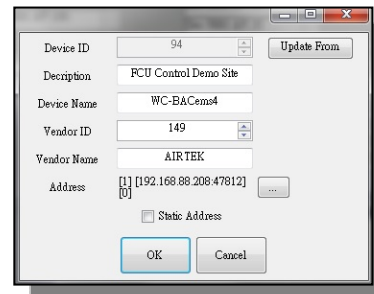


● Network management

- The network communication device BACnet Driver can be connected to BACnet Ethernet or BACnet/IP communication layer for communication.
- Information sharing uses standard BACnet open communication, can communicate and share information with BACnet Ethernet or BACnet/IP AIRTEK DDC and other BACnet brand DDC at the same time, and will not cause various operation inconveniences due to identification of non-AIRTEK Vender DDC; In addition, a standard TAICS Web API interface is provided, which can make the system more convenient to complete data integration with various cloud platforms.

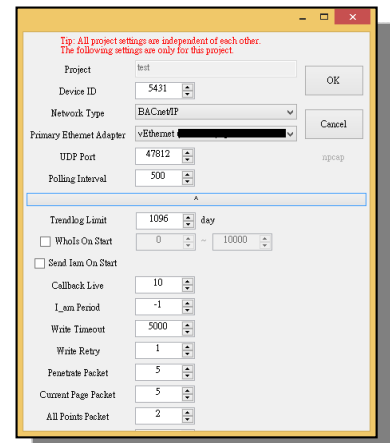


- Direct device management users can establish their own device lists and connect directly to devices with known address information without BBMD mechanism, thus effectively saving cross-domain connection costs.



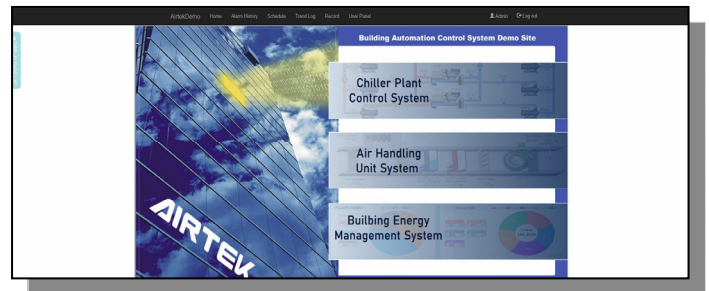
- **Communication Security:** Web Server can set SSL encryption credentials to strengthen monitoring network security (network credentials need to be purchased).

- **Communication Type Adjustment:** Due to network architecture, equipment level or application requirements, each case field needs to match different communication types in order to achieve the best integration effect. BACsoft provides Polling and Realtime communication methods, and allows users to adjust their specific gravity and related detailed parameters.



■ Cloud Execution Mode (Web Server Runtime)

■ The execution mode of the web page map control environment is presented in the form of web pages, and users can easily monitor the building through a general Web browser such as browsing web pages at any Client end.



■ Simple data sharing uses the Web Sever architecture, and any operation/access/record with Client will use the same database. No longer requires complicated Client/Server settings when multiple SCADAs share databases.

■ Multi-person collaborative editing of Web Server can set multiple platforms, and individual platforms can be set to link to different databases. When there are many people managing the editing and control requirements, it is not necessary for everyone to install the standard BACsoft environment and Windows Pro, thus greatly saving the cooperation cost of many people.

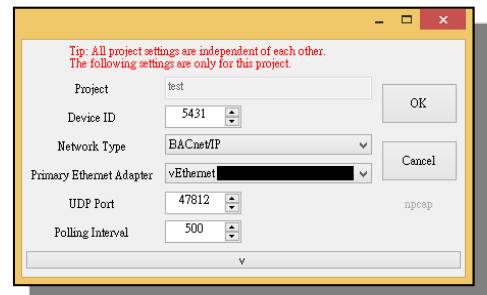
■ Based on the concept of cloud application, BACsoft integrates diversified external network application services for operators to use, including Line, Telegram alarm notification, weather and air quality report, network SMS warning sending, Google Map geographic information application, etc.

■ Users can edit customized monitoring forms and group control commands through simple operations on the web page without the need for engineers to edit maps, thus greatly increasing users' operational flexibility.

● Project Management & Development

■ Addition, deletion and switching provide engineers with powerful functions to develop and design drawings and control pictures for many projects.

■ Independent Network Settings Behind each project are different case fields, different case fields and possible different network settings. BACsoft allows each project to have independent network setting parameters, so it is not necessary to reset the network-related parameters of the case field frequently when operating in different case fields.



■ Portable convenience project data (such as drawing files, control programs, etc.) are not stored in the form of folders/files, but are directly stored in the database, so that when moving the project, there is no need to worry about the path problem of related files, thus improving the portability of project data.

● Device Management

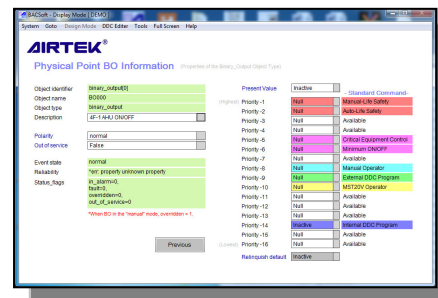
■ The device scanning function of the device inspection network can identify and list all AIRTEK controllers and other BACnet-compliant device controllers in the monitoring network for archiving application so that users can quickly establish the system.

Dev_ID	Description	Name	YearofID	YearofName	NetworkInfo	SourceLength	Network	MACAddress	Support_Info
84	FCU Control Demo Site	WIC-BACess4	149	AIR.TEK	192.168.88.208:47812	0	0	(0x0)	1
97		WIC-BACess4	149	AIR.TEK	192.168.88.244:47812	0	0	(0x0)	1
155		WV1156BC	149	AIR.TEK	192.168.88.247:47812	0	0	(0x0)	1
236		GC-8845	149	AIR.TEK	192.168.88.210:47812	0	0	(0x0)	1
880		GC-RB21	149	AIR.TEK	192.168.88.219:47812	0	0	(0x0)	1
1234	Energy Valve	Applintecou-BEL EY-1-02013305	423	BELIMO Automation AG	192.168.88.219:47812	1	80	5	1
1722		FF-BM15A	149	AIR.TEK	192.168.88.224:47812	0	0	(0x0)	1
2001		GC-RB23	149	AIR.TEK	192.168.88.212:47812	0	0	(0x0)	1

- Equipment information can read DDC device related information through the network, including device number, network address, controller model, manufacturer data, firmware version, software function resources, etc. It can also directly obtain third-party equipment manufacturer information, and then obtain relevant information, so that graphic control developers can quickly understand each equipment special line for system integration.
- Editing, adding and deleting not only can automatically add devices through device inspection when online, but also can manually add devices when offline, and can also manually input device-related information (including network address) when adding, so that the system can start operation without re-scanning when online.
- Data backup and playback can back up relevant data (including data point contents/dynamic objects/DDC programs, etc.) in BACnet controller under the condition of system operation. Backup data is allowed to be playback to this computer or other controllers for online replacement and restart DDC work. In addition, it also allows the data in the controller to be read back to the database for storage or the data in the database to be stored back to the controller. Improve the convenience of engineers in testing and maintaining the system.
- Device communication control can control the network communication of devices at all levels that meet BACnet communication. According to the requirements of network test adjustment, it can set temporary offline or online, or set network location, etc.
- Firmware Update When there are AIRTEK series controllers in the system, online firmware update can be directly carried out through BACsoft.

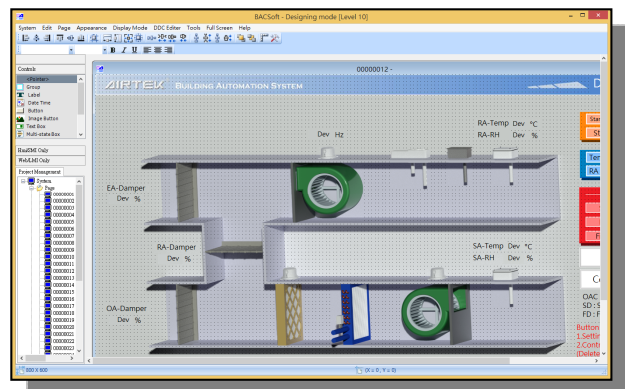
● Object Management

- Object adopts BACnet object attribute standard to establish objects. Each object has the complete attribute of this type, which provides the system for cross-system integration application. It is not general monitoring point logic, and needs to continuously add software point production related functions, which is expensive and labor-consuming
- Description can read and write the description function of the object, and the user can add the description by himself so as to understand the function of the object.
- Objects have 16 levels of priority management, which provides applications in system control. When there is life-threatening control such as fire alarm, the control priority can be set to the highest level, and relevant programs can be directly ordered to be operated to ensure system reliability.



■ Display development

- Online editing provides an online graphic editing environment (BACsoft editor). Under the condition of not being offline and not affecting the normal operation of the monitoring system software, users can carry out graphic control development (including creating, adding, modifying and deleting) the monitoring graphic pages of the monitoring workstation, and provide various graphic making tools, control point making and attribute setting functions. It enables engineers to make customized monitoring pages, such as floor planes, according to the environmental requirements of the work site.

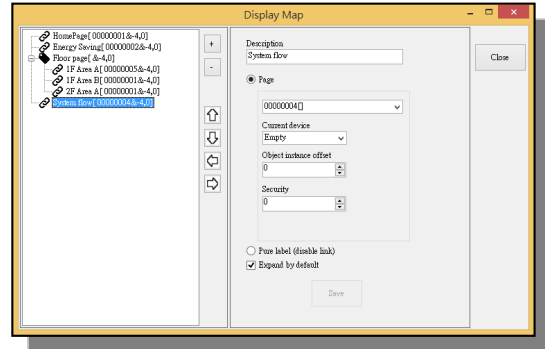


Management Layer

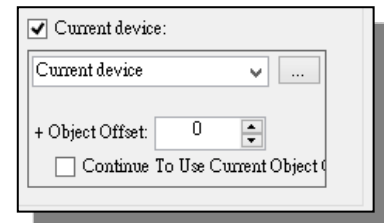
BACnet Workstation Software

BACsoft-AWS

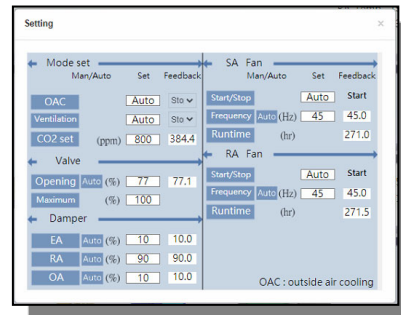
- The drawing control of the drawing board management project is formed by combining many drawing boards. It provides drawing board management tools such as list, setting, storage, etc. for the application of the project. Users can also make a Tree map of the drawing board by themselves, making it easier for users to understand the relative relationship between the drawing boards when operating in the execution mode.



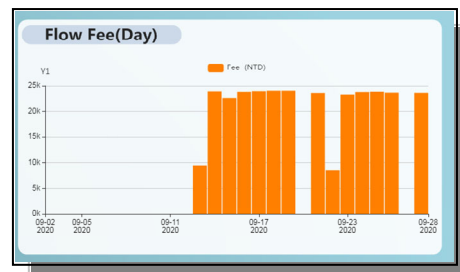
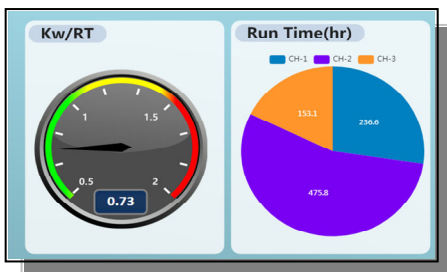
- BACsoft provides flexible dynamic plate making function, which enables plates with the same Layout but different devices or data to be unified through simple setting without repeated making, thus greatly saving the time for plate making and maintenance.



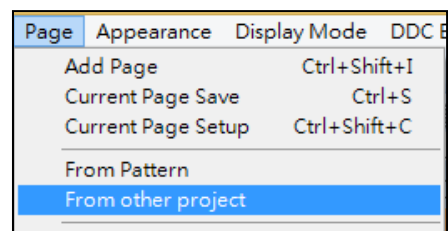
- The floating plate function BACsoft allows users to make floating plates, so that users do not need to switch pages (web pages) frequently when making different settings under the same plate, thus saving operation steps and time.



- The dashboard tool BACsoft provides a simple dashboard making tool, which can change the data value to a more intuitive visual form of data such as trend/histogram/table, making the system monitoring screen more concise and easy to understand.

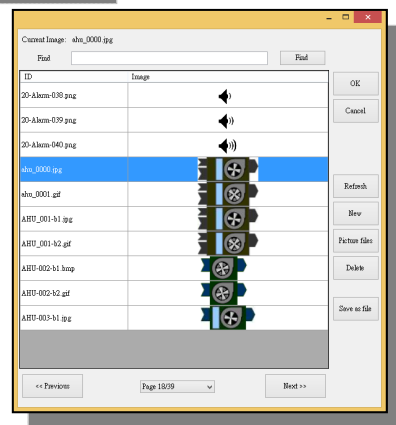
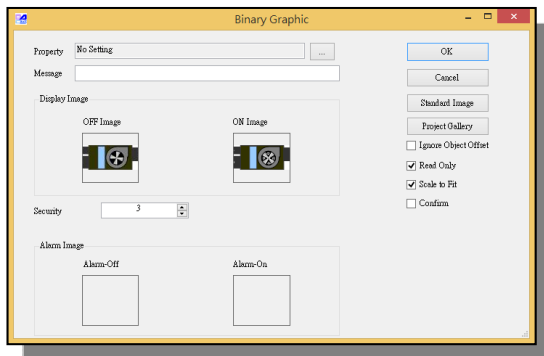
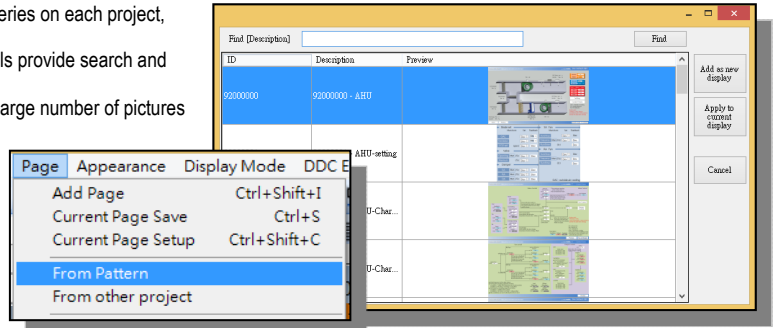


- The graphic control of the project referenced by the real-time graphic board is formed by combining many graphic boards. In the project development, the data of other project contents can also be referenced in real time without frequent actions such as file moving or project switching, so as to save the project development time.

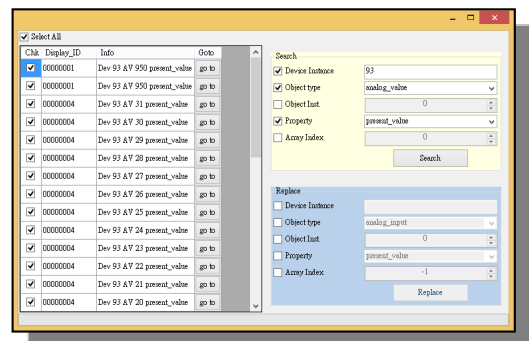
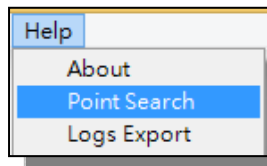


- The preset chart plate of the system provides a variety of common chart boards for industry chart control, which can be directly applied during project development to speed up the project development process.

- User's Self-built Gallery Users can create various types of galleries on each project, such as background/digital/analogy/animation, etc. Gallery tools provide search and preview functions. It avoids the trouble of finding pictures in a large number of pictures in a file folder.



- Point search and replacement in a huge project, due to the large number of actual data points, it takes a lot of time to search for target data and maintain it. BACsoft provides flexible point screening search and replacement functions to solve the problem of searching data in a large number of map control points or modifying large quantities of identical data.

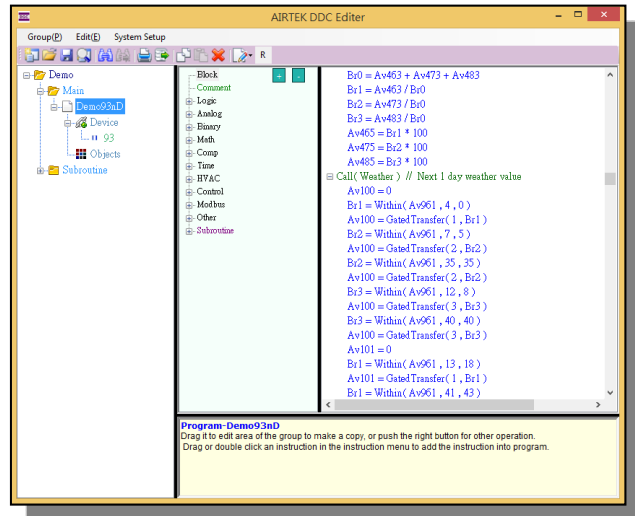


- Touch man-machine graphic control development in BACsoft, the man-machine project development environment is the same as the graphic control project development environment, and users do not need to learn separately. For the special functional items of man-machine graphic control, additional distinctions are also made to avoid confusion. It also provides touch man-machine graphic control export function, which can quickly transmit graphic control to AIRTEK NVT, DST, MFT and NFT series products and provide touch man-machine interface application.

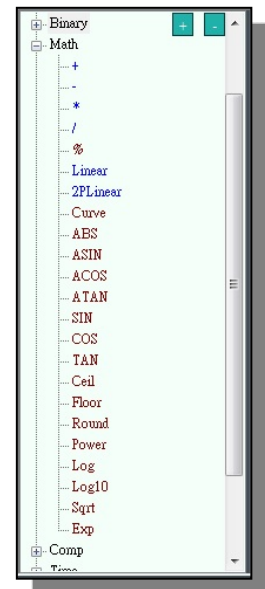
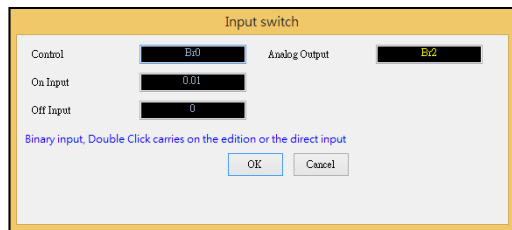
- Graphic Control Development of Web Controller in BACsoft, the development environment of Web Controller project is the same as that of graphic control project, and users do not need to learn anything else. Additional distinctions are also made for the functional items that the web page controller controls to avoid confusion. It also provides a graph control export program for the web page controller, which can quickly convert the graph control into a web page form and transmit it to the web page controller, providing the controller with web browsing.

● Control program editor (DDC editor)

- Diverse Applications BACsoft provides DDC program editors, which can be used to edit programs, operate displays, and edit point comparison tables of communication protocol converters for AIRTEK series controllers with DDC functions.
- In addition to editing mode, online editing also provides debugging mode and real-time value mode. Engineers can verify the correctness and debugging of programs online in real time, and can upload and download control logic programs in real time.



- Modular design adopts text plus modular design, as long as the input conditions are simply filled in and the positions of input and output points are compared. It is not necessary to input codes as time-consuming as in the general text programming environment, nor is it like a logical ladder diagram in the form of a diagram. When the program is large, it is difficult to view the whole picture, which has the advantages of both editing forms.



- Functions include general mathematical operation and advanced logarithm, trigonometric function, root sign and other mathematical operation function functions, as well as HVAC common operation functions such as enthalpy value, dew point temperature, PID control and so on. There are nearly 100 kinds of operation modules in total, saving engineers' program making time. In addition, the source code of related sub-programs commonly used in control is provided, which can be directly referenced and modified by engineers, thus greatly saving program development time.

- When dynamic annotation making programs, various annotation information can be added, and the annotation information is not static text, but can be compiled and passed into the controller along with the code, so annotations will be added when the program is read back in the controller, making the program more reliable in future maintenance.

- The program group can form a group of programs with the same function and purpose, which is convenient to copy to other locations for application. It has the functions of new creation, storage, saving as well, opening, reference, etc. to speed up the application of program production.

- The program editor for addressing transmission BACsoft allows users to enter the address of the device to upload/download the control program by themselves. When operating across domains, they can easily modify the program of the target device without going through the complicated BACnet BBMD (Broadcast Management) mechanism.

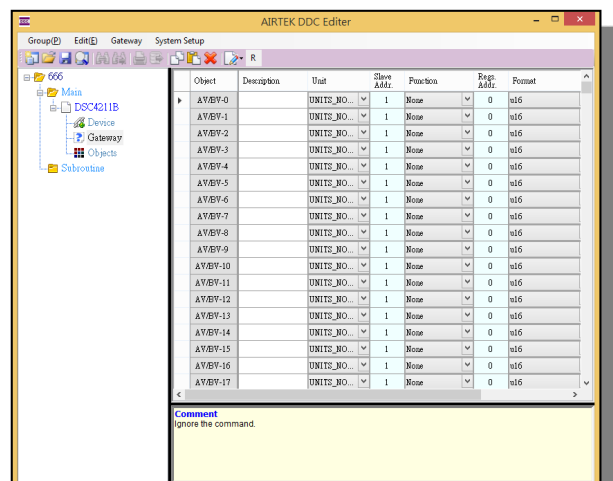
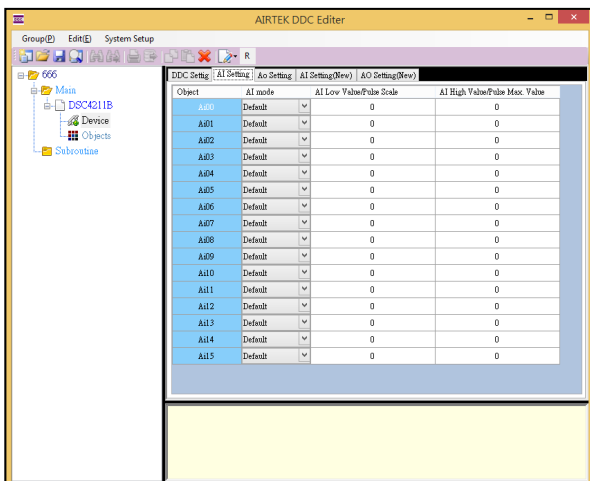
- I/O and communication setting provides a simple I/O and communication setting tool, which can easily set the I/O, expansion I/O, display communication port, Modbus communication conversion port and other related settings of AIRTEK series controllers and manage them together with DDC programs without additional relevant settings for DDC controllers, thus simplifying the setting management of various devices by engineers.

```

/*reset times*/
/*AQI*/
/*Outdoor Temp Avg (0800-1800)*/
/*RD FCU_OnTime*/
/*Avg RD Room FCU efficiency*/
/*Current RD Room FCU efficiency*/
/*RD FCU Energy Factor*/
/*RD FCU Energy Percentage*/
/*Daily average*/
/*1~4 OpRateCtrlEnable*/
/*Get RD 1~4 total flow*/
/**/
    
```

```

/*reset times*/
/*AQI*/
/*Outdoor Temp Avg (0800-1800)*/
/*RD FCU_OnTime*/
/*Avg RD Room FCU efficiency*/
/*Current RD Room FCU efficiency*/
/*RD FCU Energy Factor*/
/*RD FCU Energy Percentage*/
/*Daily average*/
/*1~4 OpRateCtrlEnable*/
/*Get RD 1~4 total flow*/
/**/
// This is a comment
Av300 = DefSch0[174]
//The Comment Test
Av902 = Av942
Av903 = Minute
    
```



■ High reliability

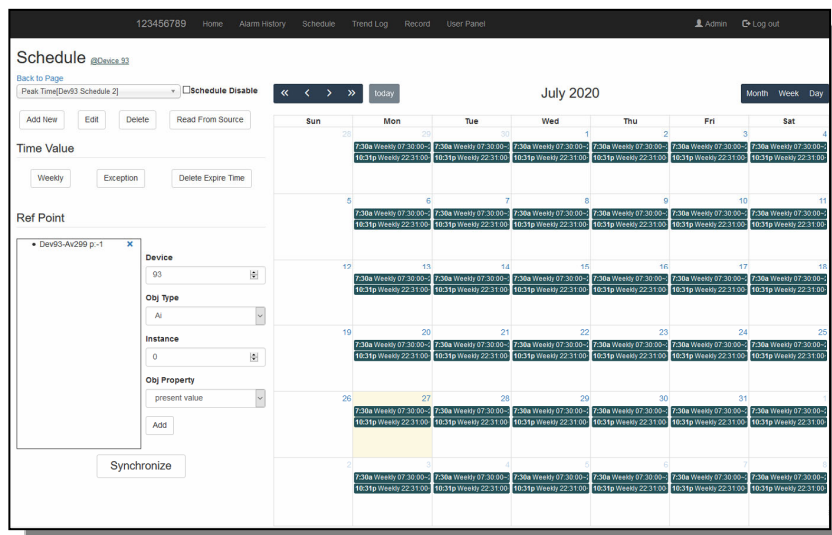
■ In order to ensure that the system control is not interrupted, multiple (more than 2) BACsoft can be set up and the database synchronization function can be set. Therefore, the system will not have the problem that multiple BACsoft but their data are different from each other, nor will it lose the operation ability or cannot read the historical data in the abnormal BACsoft database because any BACsoft is abnormal.

■ Cluster operation When there are multiple (more than 2) BACsoft systems in the system and external network data integration/operation must be provided, usually each BACsoft must provide its own external IP. However, using the function of cluster operation, the systems of multiple BACsoft can be connected to the outside world through one IP, and the external connection failure will not be caused by the abnormality of any BACsoft. (Cluster operation functions need to be matched with Windows Server operating system).

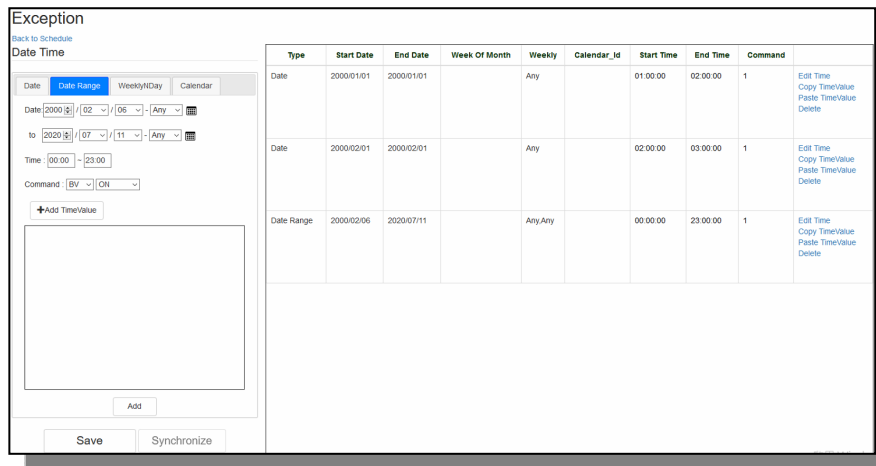
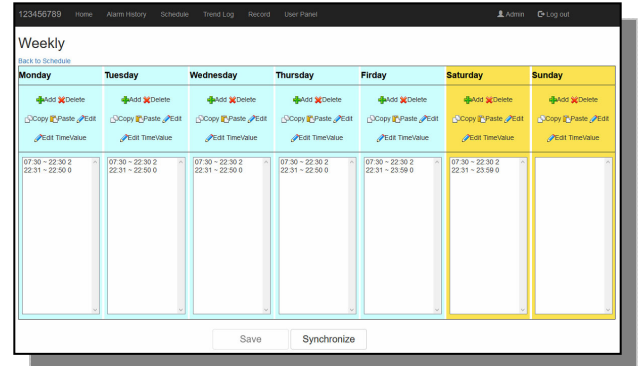
■ Scheduling

■ BACnet standard time schedule object management has the functions of adding, deleting, editing and recording all controller time schedules above B-AAC level in AIRTEK system, and can also process other standard time schedules of equipment conforming to different brands of BACnet communication to meet the requirements of system integration.

■ BACnet Standard Calendar Object Management has the functions of adding, deleting, editing and recording all controller calendars above B-AAC level in AIRTEK system. It can also process the calendar of other BACnet communication equipment of different brands. Through the application of the calendar, the relevant schedule control in the annual calendar does not need to be set repeatedly, thus reducing the time for schedule control management and maintenance.

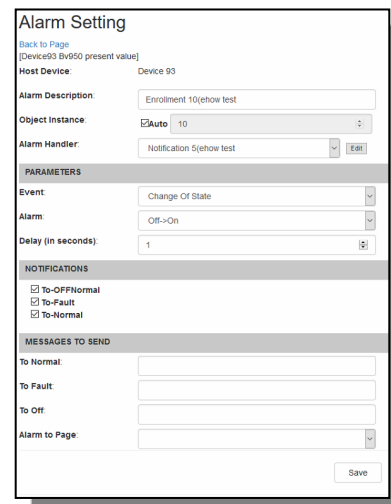


- In addition to the general list-based time schedule setting interface, the visual interface also presents the overall set time in a visual calendar.
- Multi-style setting can control various time schedules such as weekly, specific day, specific date range, certain day of the week, reference calendar, etc. for various equipment. Controlled commands include changes in state and value.

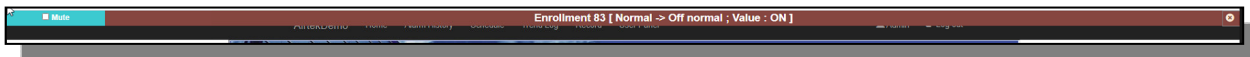


● Alarm and Event Notification

- BACnet standard event object management has the functions of adding, deleting, editing and recording all controller alarms and events above B-AAC level in AIRTEK system, and can also handle alarms and events of equipment conforming to different brands of BACnet communication to meet the requirements of system integration. Alarm setting can set various different alarms according to different input/output states (BI, BO, BV) and analog input/output values (AI/AO/AV) of each equipment. Each alarm can set independent alarm description text, so that when the equipment operates abnormally, the alarm window pops up through the computer to prompt the user of the abnormal situation on site immediately.
- BACnet standard notification object management has the functions of adding, deleting, editing, recording and receiving all controller notifications above B-AAC level in AIRTEK system, and can also handle equipment notifications conforming to different brands of BACnet communication to meet the requirements of system integration. The application of alarm matching notification enables multiple alarms to refer to the same notification list, personnel, or equipment without repeated setting of individual alarms, thus reducing the time for alarm and event management and maintenance.



- Notification setting can set the sending object, sending condition, classification identification code, etc. in the notification list. [Notice] The object needs to be set with an object with notice. When an alarm occurs, the device as the alarm processor will notify the object or device in the list (usually the device with an alarm display interface), and the user can know the occurrence of the alarm through these devices. If the equipment receiving the alarm supports distinguishing the alarm identification code, it can further determine which kind of alarm needs to be alerted and which does not. Therefore, when there are many kinds of alarms/events in the system, the alarms can be further pointed and notified to the main personnel, and irrelevant personnel will not receive irrelevant alarm event messages, thus reducing the information load of various system maintenance personnel.
- Alarm display and page skipping No matter under what screen the operation terminal screen is placed, when an alarm occurs, an alarm window will appear on the top layer of the screen; Each alarm can be set with an automatic page skipping function, so that when the alarm occurs, the graphic control automatically switches the screen to the graphic control where the alarm occurs, thus saving the operation confirmation time of personnel.



- Alarm History has an alarm recording function, which can record the original occurrence time, status, source, alarm confirmation time, alarm confirmation users and other information of each equipment alarm in the system in a list manner, and provide a search and screening function for various conditions to facilitate users to track and analyze abnormal equipment and conditions.

Alarm History

Check All Alarm

Filter

ALARM TIME
 Start Time: 2020/06/27 End Time: 2020/07/27

USER
 Ack. User:
 Process Id.:
 Description:

Device
 Device: 0 Obj Type: All Instance: 0 Obj Property: present value

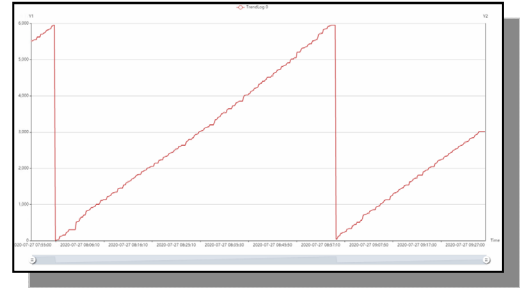
Search [Download Excel](#)

Alarm Point	Alarm Time	Description	From Status	To Status	Ack. User	Ack. Time	Process Id.	
Dev7124-Bv22	7/27/2020 9:07:34 AM	Enrollment 83	Normal	Off normal			131	Details
Dev7126-Bv22	7/27/2020 9:04:54 AM	Enrollment 85	Normal	Off normal			131	Details
Dev7128-Bv22	7/27/2020 9:05:24 AM	Enrollment 88	Normal	Off normal			131	Details
Dev7128-Bv22	7/27/2020 9:05:13 AM	Enrollment 87	Normal	Off normal			131	Details
Dev7122-Bv22	7/27/2020 9:05:12 AM	Enrollment 81	Normal	Off normal			131	Details
Dev7123-Bv22	7/27/2020 9:04:23 AM	Enrollment 82	Normal	Off normal			131	Details
Dev7127-Bv22	7/27/2020 9:04:06 AM	Enrollment 86	Normal	Off normal			131	Details
Dev7125-Bv22	7/27/2020 9:03:46 AM	Enrollment 84	Normal	Off normal			131	Details
Dev7130-Bv22	7/27/2020 9:03:33 AM	Enrollment 89	Normal	Off normal			131	Details
Dev7121-Bv22	7/27/2020 9:03:01 AM	Enrollment 80	Normal	Off normal			131	Details
Dev7115-Bv22	7/27/2020 9:02:43 AM	Enrollment 74	Normal	Off normal			131	Details
Dev7113-Bv22	7/27/2020 9:02:43 AM	Enrollment 72	Normal	Off normal			131	Details

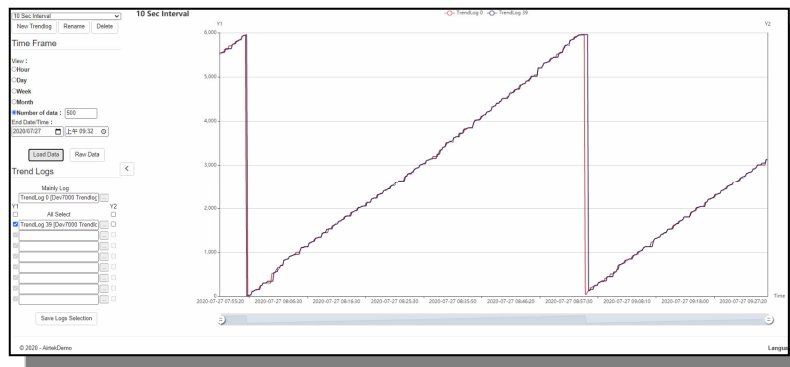
- E-Mail) BACsoft can send E-mail after receiving the alarm notification from the controller, and individual accounts can set the users in the individual E-mail list. All 3C products can be received online to know the situation immediately.
- After receiving the alarm notification from the controller, BACsoft can set to send SMS through the twilio (network service), and individual accounts can set individual phone number lists. In addition, when there is no Internet, it can also be matched with a Short Message Processing Controller (DACSMSB) to send SMS short messages. In addition to transmitting alarm messages, it can also immediately use mobile phone short messages to control equipment on site.
- After receiving the alarm notification from the controller, the communication software send (Line/Telegram) BACsoft can set to send Line and Telegram notification through the network service, and each group of accounts can set a corresponding group of Line accounts.
- Sending Screening: The individual E-mail/SMS numbers/Line and Telegram mentioned in the above-mentioned sending function can set independent alarm identification codes, source devices and other trigger conditions respectively, making BACsoft a powerful alarm screening and distribution machine, enabling different system/area managers to accurately receive alarms related to them without being disturbed by irrelevant information.

● Trendlog and Report

■ BACnet standard trend record object management has the functions of adding, deleting, editing, recording and receiving all trend record objects above B-AAC level in AIRTEK system, enabling users to complete trend record setting of each equipment in the simplest steps; It can also handle trend record objects of equipment conforming to different brands of BACnet communication to meet the requirements of system integration. The recorded information can be presented in the form of a list or a graph to understand the long-term operation of various equipment.



■ Multi-stroke display can be set to display up to 9 recording curves at the same time, the color of each recording curve can be set by the user himself, and each curve can be switched between display and non-display at any time during viewing. When there are many records in the system, a simple search column is also provided to select the required records. In addition, the X/Y axis range of the records can be viewed by using the mouse to control Zoom In/Out at any time, and the selected trend chart can also be directly saved as a picture for printing. The types of chart files that can be stored include EMF, PNG, GIF, JPEG, TIFF, BMP, etc., so as to facilitate comparison of the differences of various records in different time ranges.



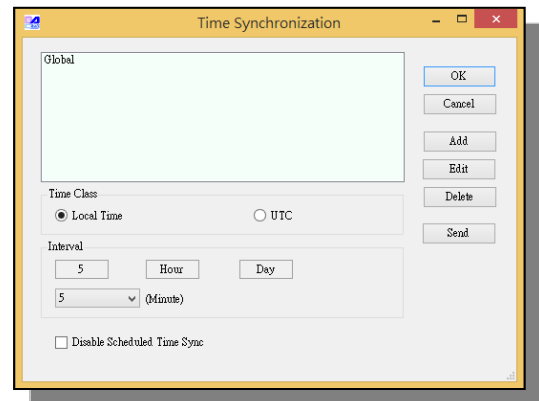
■ Each record of manual and automatic remitted report can be presented as trend chart or report. The report function also supports the related functions of multi-stroke display. The set report can be manually remitted to the computer as PDF or Excel (CSV) files, or automatically remitted to the PC as Excel files at regular intervals.

Time	TrendLog 0	TrendLog 39
2020-07-27 07:55:20	5534	5534
2020-07-27 07:55:40	5549	5544
2020-07-27 07:55:50	5549	5558
2020-07-27 07:56:00	5549	5558
2020-07-27 07:56:10	5626	5558
2020-07-27 07:56:20	5626	5639
2020-07-27 07:56:30	5626	5639
2020-07-27 07:56:40	5626	5639
2020-07-27 07:56:50	5705	5639
2020-07-27 07:57:00	5705	5639
2020-07-27 07:57:10	5705	5639
2020-07-27 07:57:20	5728	5725
2020-07-27 07:57:30	5743	5747
2020-07-27 07:57:40	5754	5747
2020-07-27 07:57:50	5801	5757
2020-07-27 07:58:00	5812	5810
2020-07-27 07:58:10	5820	5810
2020-07-27 07:58:20	5834	5830
2020-07-27 07:58:30	5841	5841
2020-07-27 07:58:40	5856	5841
2020-07-27 07:58:50	5921	5916
2020-07-27 07:59:00	5934	5932
2020-07-27 07:59:10	5946	5943
2020-07-27 07:59:20	5950	5943
2020-07-27 07:59:30	5950	5943
2020-07-27 07:59:40	5950	5943
2020-07-27 07:59:50	2	5956
2020-07-27 08:00:00	12	11
2020-07-27 08:00:10	24	11
2020-07-27 08:00:20	24	27
2020-07-27 08:00:30	38	27
2020-07-27 08:01:00	116	110
2020-07-27 08:01:10	116	110

Time	TrendLog (TrendLog 39)
7/27/2020 7:55:20 AM	5534
7/27/2020 7:55:40 AM	5544
7/27/2020 7:55:50 AM	5549
7/27/2020 7:56:00 AM	5549
7/27/2020 7:56:10 AM	5558
7/27/2020 7:56:20 AM	5626
7/27/2020 7:56:30 AM	5626
7/27/2020 7:56:40 AM	5626
7/27/2020 7:56:50 AM	5705
7/27/2020 7:57:00 AM	5705
7/27/2020 7:57:10 AM	5705
7/27/2020 7:57:20 AM	5728
7/27/2020 7:57:30 AM	5743
7/27/2020 7:57:40 AM	5754
7/27/2020 7:57:50 AM	5801
7/27/2020 7:58:00 AM	5812
7/27/2020 7:58:10 AM	5820
7/27/2020 7:58:20 AM	5834
7/27/2020 7:58:30 AM	5841
7/27/2020 7:58:40 AM	5856
7/27/2020 7:58:50 AM	5921
7/27/2020 7:59:00 AM	5934
7/27/2020 7:59:10 AM	5946
7/27/2020 7:59:20 AM	5950
7/27/2020 7:59:30 AM	5950
7/27/2020 7:59:40 AM	5950
7/27/2020 7:59:50 AM	2
7/27/2020 8:00:00 AM	12
7/27/2020 8:00:10 AM	24
7/27/2020 8:00:20 AM	24
7/27/2020 8:00:30 AM	38
7/27/2020 8:00:40 AM	38
7/27/2020 8:00:50 AM	116
7/27/2020 8:01:00 AM	116
7/27/2020 8:01:10 AM	116
7/27/2020 8:01:20 AM	131
7/27/2020 8:01:30 AM	145
7/27/2020 8:01:40 AM	157

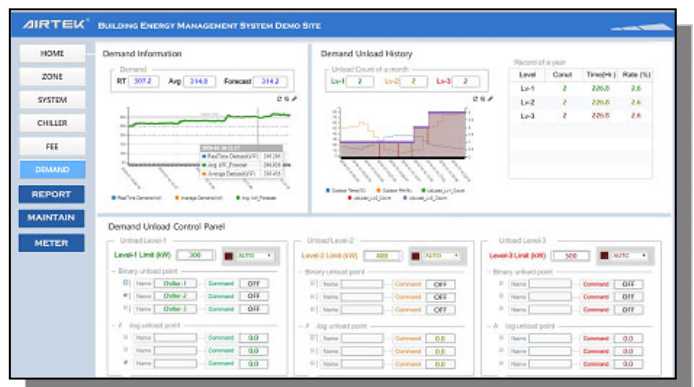
● Time Synchronizer (UTC)

- Time synchronization provides the time synchronization function of BACnet UTC monitoring system, which can send time synchronization signals and synchronize all BACnet devices in the system to obtain the consistency of system control, and can be applied in coordination with daylight saving time function.
- Standard Time If the Internet is connected at all times, the monitoring computer can set the international standard time synchronization, then the software will automatically retrieve and synchronize the system, and the system time can be maintained accurately.



● Power demand control

- Demand data has the function of accessing BACnet Trending standard trend record data, can use the same database data, and can also synchronously process the data of all other equipment conforming to different brands of BACnet communication. With on-site controller, the overall demand control of the system can be easily met.
- Rolling calculation adopts rolling calculation, which monitors the usage of demand from time to time and ensures that the contractual capacity will not be exceeded according to various calculation methods.



● Building Energy Management System Support (BEMS)

- BEMS Embedded support provides a setup interface for AIRTEK Embedded BACnet Building Energy Management System embedded hardware, which can set various energy recording requirements with AIRTEK BACems series of hardware.

